



Kalamazoo County COVID-19 Vaccination Rates

January 2023

The data source for this report is the Michigan COVID-19 Vaccination Dashboard accessed on 1/18/23. This dashboard was created by the Michigan Department of Health and Human Services Immunization Division using data reported to the Michigan Care Improvement Registry (MCIR).

Vaccination coverage is the estimated percentage of people aged six months and older who have received the COVID-19 vaccine. MCIR data are used for the numerator (number of COVID-19 vaccine doses reported) and US Census estimates are used for the population denominator (the total number of persons in each group).

An individual is considered to be up-to-date on COVID-19 vaccination if they meet their age specific recommendation from the CDC.

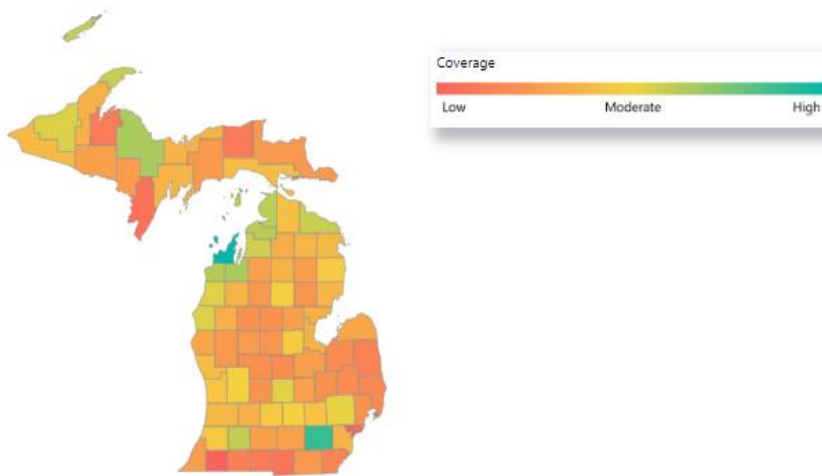
- Children aged six months to four years are up-to-date two weeks after completing the second dose of their Moderna primary series or a third dose of their Pfizer primary series.
- Individuals aged five years and older and up-to-date immediately after receiving the Pfizer or Moderna Bivalent Booster. For those age 18 and older, a monovalent Novavax booster can also be used to meet the up-to-date definition.

Report Date: 1/19/23; Data as of 1/17/23

Coverage Rates by County

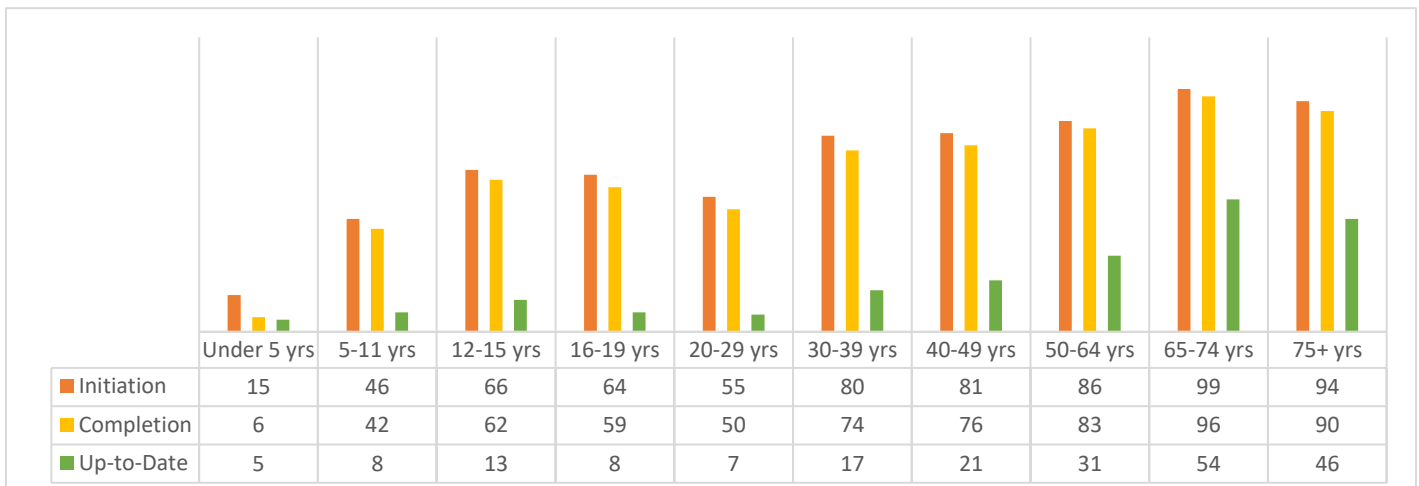
Sixty-six percent of Kalamazoo County residents aged six months or older completed their initial COVID vaccine series (#10 county in MI); however, coverage that is now considered to be up-to-date is significantly lower at 21%, a trend seen both statewide and nationally.

The map below shows the current up-to-date vaccination coverage rate by county, a darker green color indicates a higher vaccination rate. As of 1/17/23, the highest county up-to-date vaccination rate in the state is Leelanau County (30%) followed by Washtenaw County at 27%. Kalamazoo County is at 21% (#8 in the state).



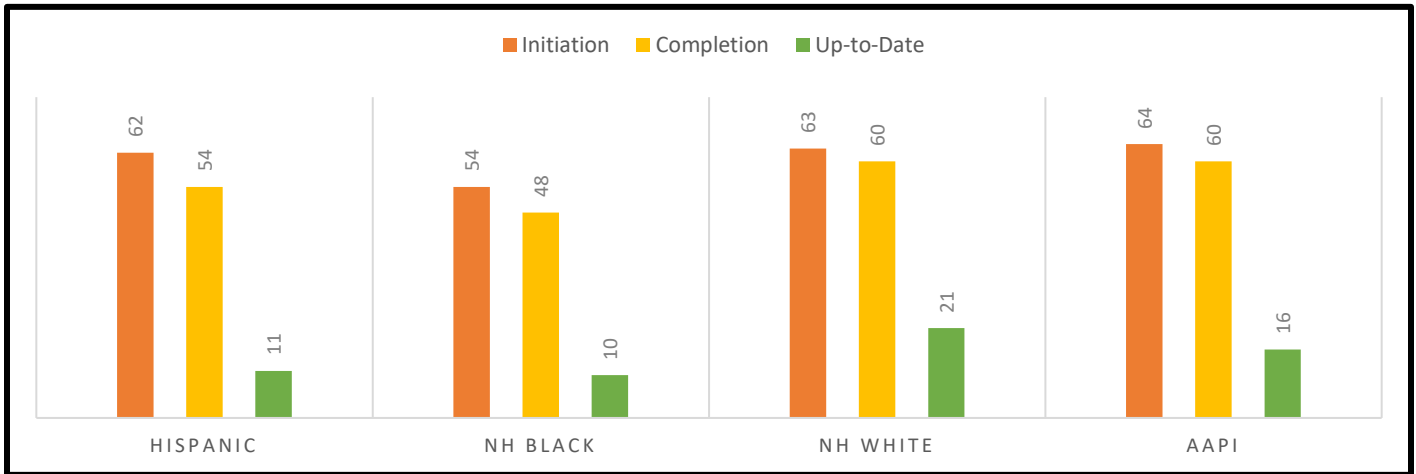
County Coverage by Age Group

The graph below shows the percentage of county residents in each age group who have received their initial dose, completed the initial series, or are considered to be up-to-date with their COVID vaccine. In general, coverage for all three areas increases with increasing age. The current Kalamazoo County up-to-date coverage rate is highest among those age 65-74 yrs (54%) followed by age 75+ (46%). Kalamazoo County has up-to-date coverage rates that are higher compared to MI rates across all age groups.



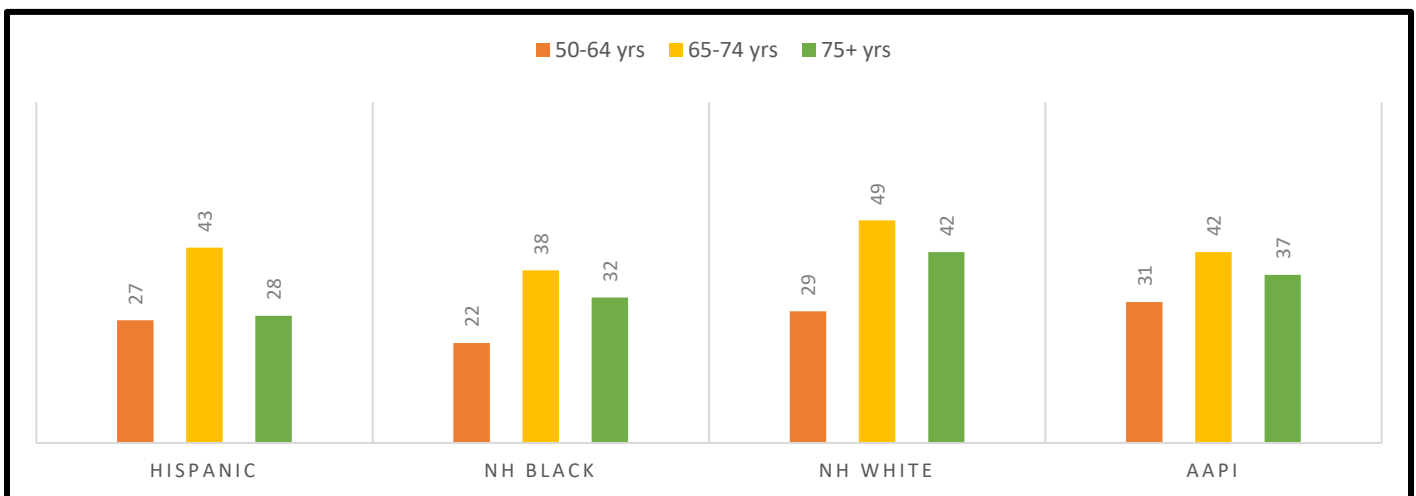
County Coverage by Race/Ethnicity

There are differences in COVID vaccine coverage rates by race/ethnicity across all three coverage categories (initiation, series completion and, up-to-date). For completion of the initial series AAPI and NH White residents have a higher coverage rate compared to Hispanic and NH Black county residents. Focusing on coverage considered to be up-to-date, NH White residents have a coverage rate which is two times higher compared to NH Black and Hispanic residents.



County Coverage by Race/Ethnicity Ages 50+ Years

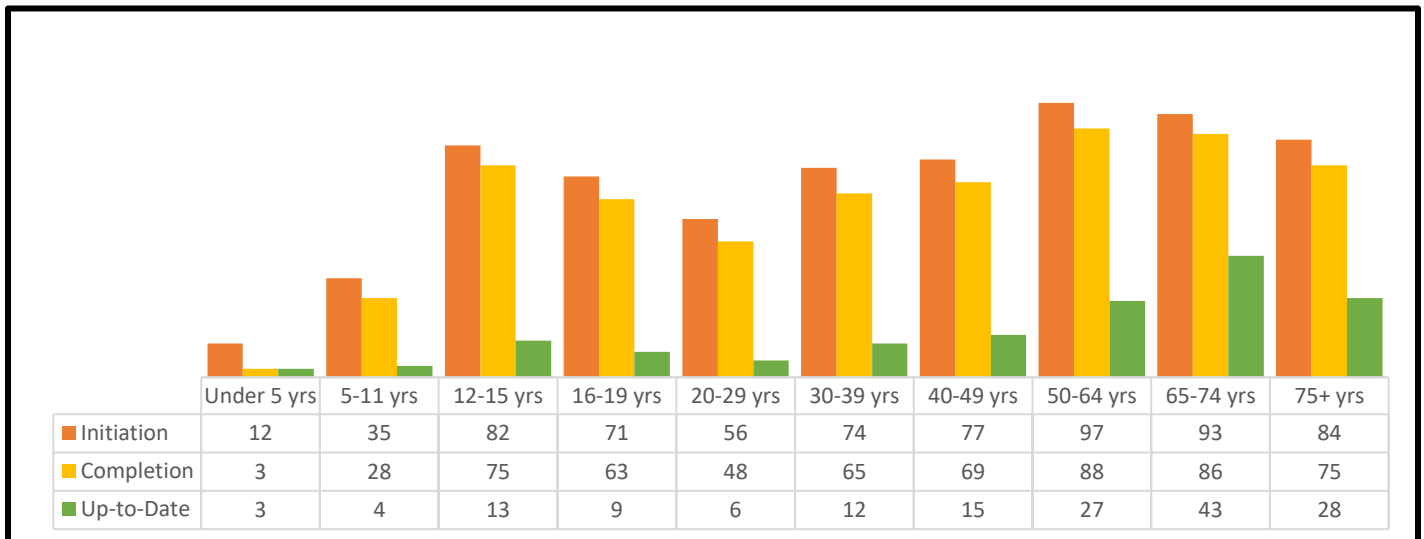
The magnitude of difference for vaccine coverage by race/ethnicity is smaller in older age groups. For example, in the 75+ years age group, the NH White rate is 1.3 times the NH Black rate and 1.5 times larger than the rate for Hispanic residents in this age group.



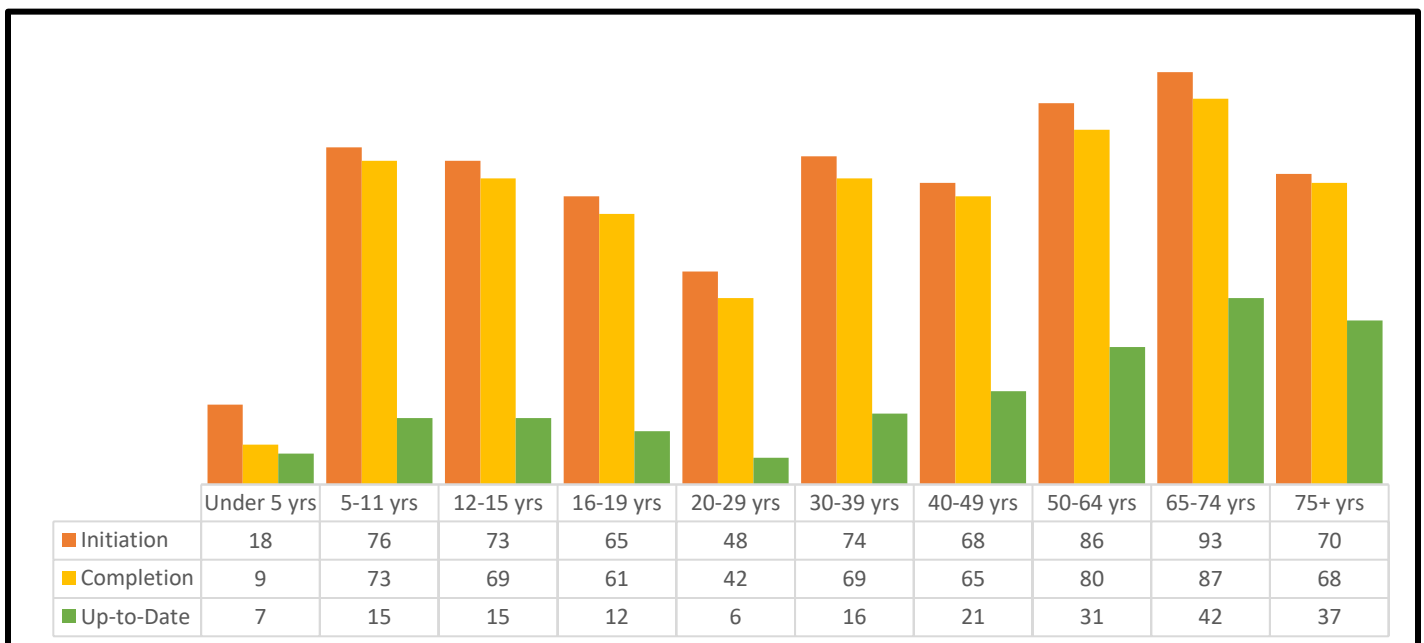
County Coverage by Race/Ethnicity for All Age Groups

Coverage across age groups differs by race and ethnicity. Below is a series of graphs showing coverage for initiation, completion of the initial series and for up-to-date coverage by race/ethnicity in Kalamazoo County.

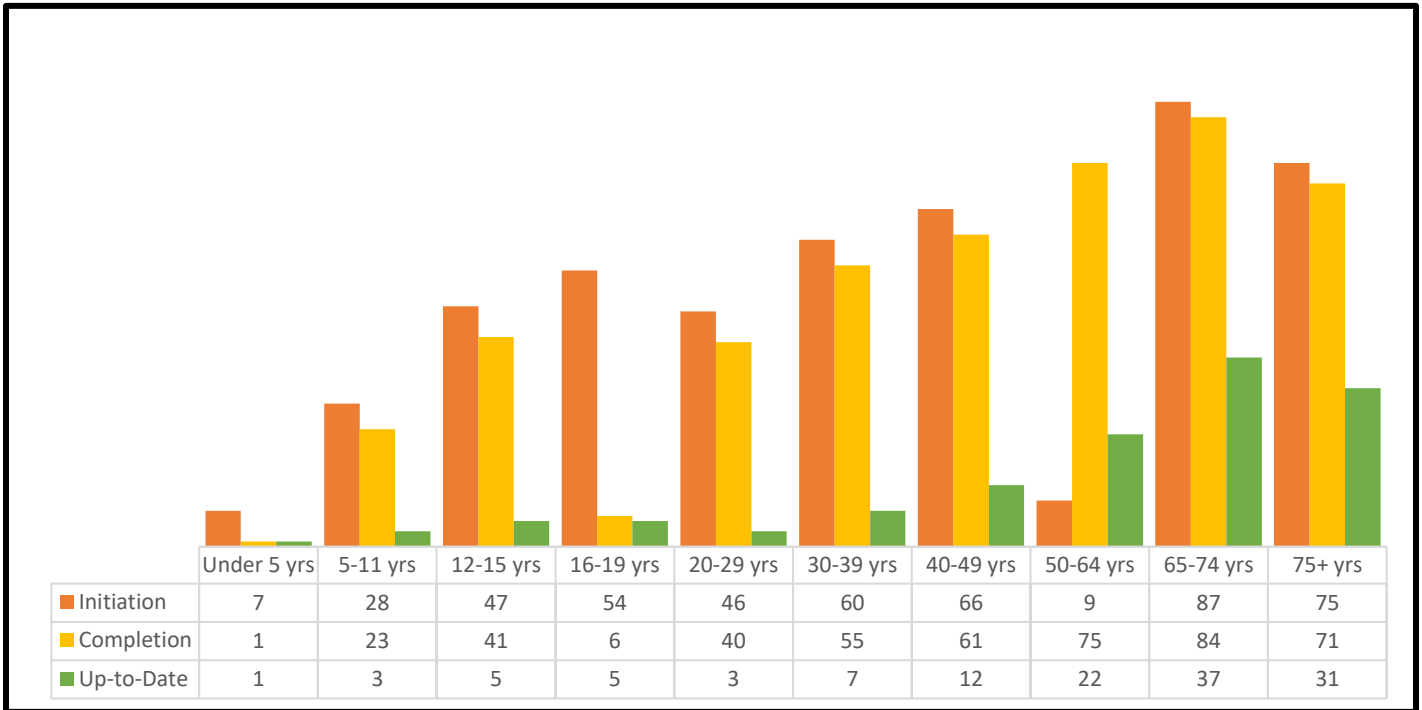
Hispanic Residents



AAPI Residents



NH Black Residents



NH White Residents

